








Surface symmetric

Item code	86.L006.2310.01
Product type	Indoor
Category	Tracklights
Family	CABINET
Subfamily	Surface symmetric
Pictograms	    

Product	
Real power (W)	16
Real luminous flux (Lm)	1320.16
Luminous efficiency (Lm/W)	82.51
Beam angle (º)	24º
Average life time (h)	50000hrs L80 B10
Colour temperature (K)	3000
Colour consistency (SDCM)	SDCM<3
CRI	90

Dimensions

Product dimensions (mm) L562*W15*H15mm

Scheme

